



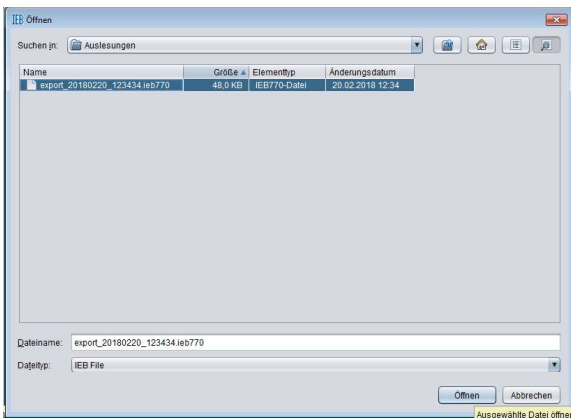


Export charger data via USB interface (Filon FuturE)

	<p>Prerequisites:</p> <ul style="list-style-type: none"> - charger connected to mains supply - start display active (battery not connected) - formatted USB storage
	<p>When the USB storage is plugged into the USB interface of the charger while the start display is active, the data is automatically exported to the main folder of the USB storage.</p> <p>A progress bar is displayed, which disappears after the readout. The USB storage can be removed again.</p>
	<p>The file name on the USB storage contains the serial number of the charger as well as the date and the time of the readout.</p> <p>e.g. „123456_20180220_123434.ieb770“</p>
	 <p>The exported file can be opened and evaluated with the ConVision FileReader.</p>